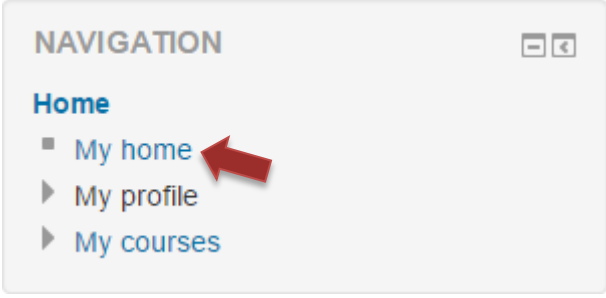
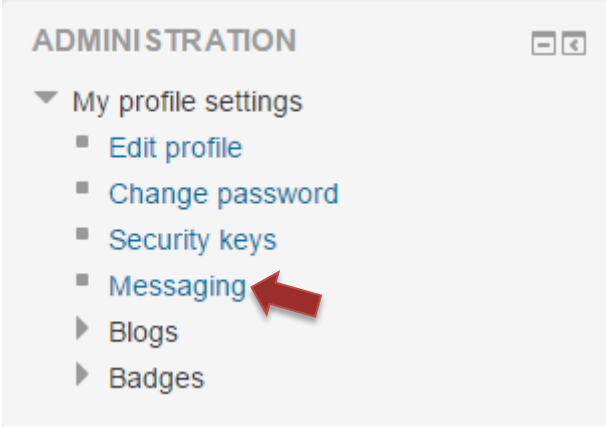
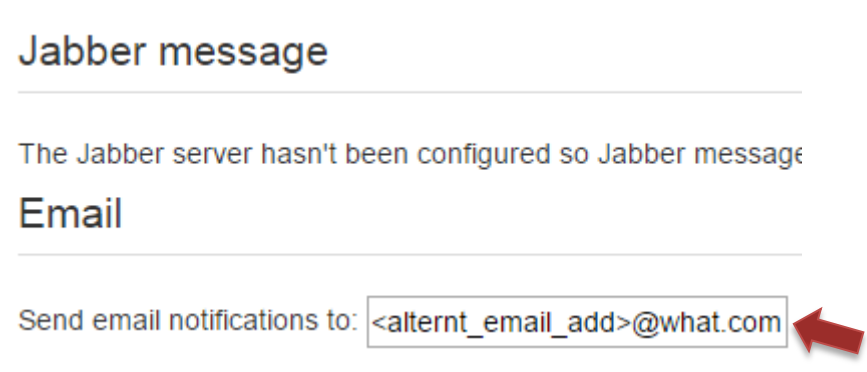



BANTUAN – **Bagaimana untuk mendaftar alamat emel lain di dalam profil pengguna.**
(Help) **(How to register another email address in the user profile)**

Bil	Langkah-langkah (Steps)	
1.	Masuk ke sistem (<i>Login</i>) > Klik My Home	
2.	Rujuk <i>Administration Block</i> > Klik Messaging	
3.	Skrol ke bawah > masukkan alamat emel lain (alternate email address) sebagai emel kedua. Contoh : my_mail@yahoo.com <i>Scroll down > type your email address in the field provided</i>	
4.	Klik butang Update profile untuk kemaskini maklumat.	

Pertanyaan lanjut boleh dimajukan ke alamat emel :
(Please email us for further enquiry)

1. unep@ums.edu.my – isu penggunaan sistem (*system usage*)
2. admin_lms@ums.edu.my – isu teknikal (*technical issues*)